



## Bunting made from organic Vivi Gade Cotton Fabric

Each flag in the bunting and the hanging itself is made from organic Vivi Gade cotton fabric.

Inspiration: 13491




**1.**

Print the template which is available as a separate file for this idea. Cut out and place the template on top of the doubled-over piece of fabric, before cutting.




**2.**

Sew the flags together (right side against right side). Only sew together the two long sides of the flag.



**3.**

Trim the excess fabric at the tip of the flag.




**4.**

Turn the flag inside out.



**5.**

Cut a long strip of plain fabric to your chosen length. The fabric should be 5cm wide. Fold each side towards the middle and then double over the fabric to make it into a narrow ribbon. Press with an iron.



**6.**

Place the horizontal side of each flag inside the middle fold of the long strip of fabric and secure with needles. Sew the flags and the strip of fabric together by sewing along the strip of fabric along the top and bottom of the strip.



7.



Template