




Baskets made from Gold Paper

The base is folded from gold paper. It is decorated along the edge with metallic paper gold on fibre paper. The handle is made from a Weaving Paper Strip on Music Notes Card attached with a brad.

Inspiration: 1299




1

Fasten a strip of gold metallic paper onto a piece of fibre paper and cut out.



2

Attach it to the box with double-sided adhesive tape.



3

Attach double-sided adhesive tape on the back of a Weaving Paper Strip.



4

Fasten the strip on a piece of Music Notes Card.



5

Cut out with Kidzors Paper Edger Scissors.




6

Make a hole in each end of the strip.




7

Make a hole on two of the box's sides.



8

Fasten the handle with a brad.



9